

INNOVATION • QUALITY • SERVICE • VALUE

LONGREACH
TELESCOPIC CONVEYORS

Your Loose Loading and Unloading Experts



The world's top distribution centres trust LongReach Telescopic Boom Conveyors

LongReach Telescopic Conveyors are recognised internationally as the premier supplier of conveyors for loose loading and unloading.

The success of LongReach is no accident. It is the result of years of hard work, dedication to excellence and continuous improvement. But the key to our growth is a total commitment to customer satisfaction. This business philosophy has placed our equipment in major distribution centres and parcel handling hubs around the world.

To our customers we say "thank you" for your confidence in our products and for your loyalty over the years. To our prospective customers we ask for the opportunity to prove that we offer the BEST innovation, the BEST quality and the BEST service and the BEST value with every LongReach conveyor you order.

BEST QUALITY

Quality isn't just a "buzz-word" at LongReach. It's the only word. Please don't confuse our conveyors with



other brands. Compare our product with any on the market and see why more and more material handling professionals are specifying LongReach.

BEST SERVICE

Total customer support is the foundation of our business. We design, build and install custom systems to meet the specific needs of our

customers. You get excellent support before and after the sale from the factory and in the field.

If you need help with an installation we are there. In fact, we install more than 90% of our conveyor systems. Our sales service technicians have the experience and expertise to ensure a smooth transition between your permanent conveyors and your LongReach system.





BEST VALUE

To compete in today's business climate, you need to get the highest value from every dollar. LongReach helps you achieve this goal in two meaningful ways. First, our products offer a true return on your investment because fewer workers accomplish more in less time. Second, LongReach conveyors are built to deliver lasting performance even in the most punishing conditions often associated with shipping and receiving.

When you specify any LongReach conveyor know that you are getting the BEST innovation, the BEST quality and the BEST service in the industry - at a very competitive price. We believe this all adds up to the BEST value in the business, and our customers certainly agree!

We're proud of our accomplishments and what they mean for our customers. But we're even more excited about future innovations. After all, your business isn't standing still, and neither are we.



CONTENTS



LongReach Telescopic Boom Conveyors improve the efficiency of your business

LOOSE LOADING AND CROSS DOCKING

Innovative managers are realising the benefits of loose loading and cross docking.

Wherever possible these managers are trading their forklifts and pallets for LongReach conveyors. With loose loading you utilise every square metre of your trailer, eliminating the costly "dead space" wasted by pallets. The loose loading / unloading method is faster, safer, and more efficient than the common practice of palletising goods inside the trailer, which can take up to two-three man hours longer to move the same load.

The practice of palletising inside trailers, or containers, involves extensive waiting time. Operators palletising inside the trailer are restricted in movement and must wait while pallets are brought



back and forth. The adoption of loose loading / unloading eliminates all waiting time.

A constant stream of product is delivered to the fingertips of the operator.



Which would you prefer?

LONGREACH TELESCOPIC BOOM CONVEYORS

The LongReach Telescopic Boom Conveyor is a unique design, with the biggest unit able to extend a multi-stage cantilever boom 16 metres. The ability to extend into the rear of the trailer without the support of the trailer floor leads to considerable reductions in loading / unloading times. The operator is able to extend the conveyor into confined spaces whilst delivering cartons, sacks, bags, drums, rolls etc at constant speeds.

LongReach Telescopic Boom Conveyors are available in a variety of standard designs and configurations. Optional features such as hydraulic tilt, powered or manual lateral traverse etc will maximise the benefits the equipment offers.

LongReach reduces operator fatigue and potential back strains caused by lifting and carrying of goods and eliminates the need for lift trucks in restricted spaces. Controls and lights have been placed in the optimum positions to



enable a single operator to load / unload and move the LongReach quickly and easily. Special safety brakes, position sensors, and emergency stops are easy to locate and use, and most importantly your personnel do not require any

special skills or training to operate a LongReach conveyor.

LONGREACH MOBILE TELESCOPIC BOOM CONVEYOR

Many busy distribution centres and warehouses don't have loading docks but still require high volume loading / unloading capability. LongReach Mobile Telescopic Boom Conveyor provides the same level of performance as conventional LongReach. The robust construction and 200mm castors allow the conveyor to be moved easily for multi-door applications

LONGREACH DOCKLESS TRAILER LOADER

LongReach Dockless Trailer Loader is an inclined twin belt conveyor with manually adjustable extending "tongue" for loading or unloading cartons in warehouses without loading docks. Powered roller or gravity skatowheel extending tongue options are available.



LongReach Telescopic Boom Conveyor

LongReach Telescopic Boom Conveyors will load / unload virtually any loose item quickly, safely and efficiently. By extending directly into the trailer without the need of support LongReach will significantly reduce load / unload times.



- Available boom extensions 5.0 - 16.0 metres
- 10 - 45 metres / minute line speed
- Patent designed cable power delivery system to extending end
- Bi-directional belt for rapid load/unload
- All rolling components have lifetime sealed bearings



The operator can extend the conveyor into confined spaces whilst delivering cartons, sacks, bags, parcels, tyres etc at constant speeds.

LongReach can be used as a stand-alone device or integrated within sophisticated conveying and sortation systems. Extended boom lengths from 5 metres to 16 metres are available to suit a variety of vehicles and applications. Optional features such as hydraulic tilt, powered or manual lateral traverse etc can further increase productivity and efficiency (see pages 10 and 11 for details).



FEATURES

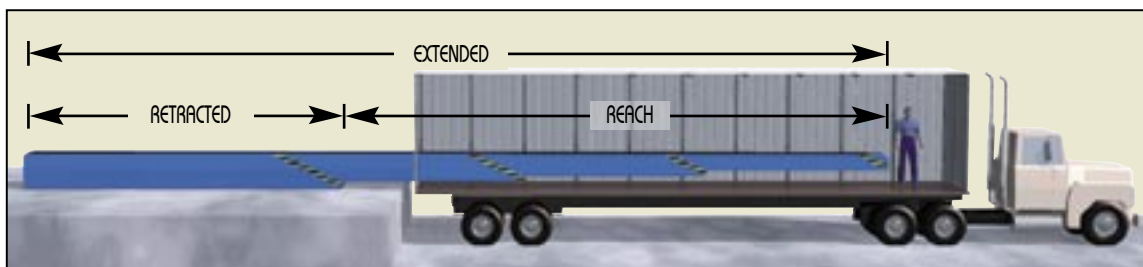
- Can be safely operated by just one person
- Front boom is always at the loading / unloading face reducing physical effort, lifting, carrying and back strain.
- 30 metres / minute bi-directional belt provides rapid load / unload capability.
- Two halogen lights provide illumination directly into the loading area.
- All rolling components have lifetime lubricated sealed bearings and crowned belt rollers ensuring accurate belt tracking.

LongReach Telescopic Boom Conveyor

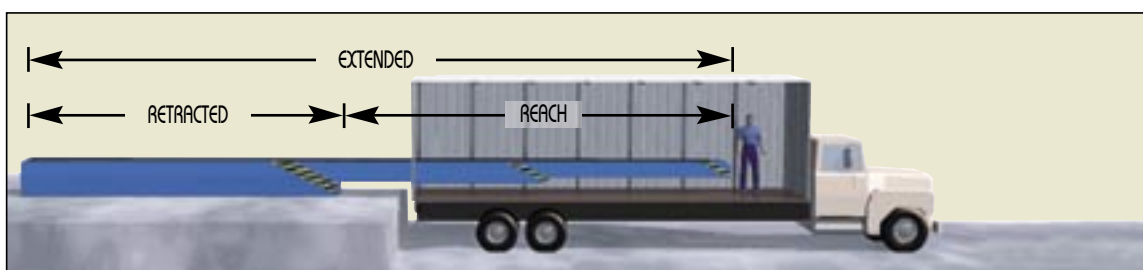


LongReach Product Range

STANDARD DIMENSIONS AND TECHNICAL SPECIFICATION



MODEL	REACH	RETRACTED	EXTENDED	HEIGHT	BELT WIDTH	O/A WIDTH
LR-4160	16000	7000	23000	935	600	1045
LR-4120	12000	5500	17500	935	600	1045
LR-3150	15000	8000	23000	795	600	1000
LR-3120	12000	7000	19000	795	600	1000
LR-2120	12000	8500	20500	635	600	1000



MODEL	REACH	RETRACTED	EXTENDED	HEIGHT	BELT WIDTH	O/A WIDTH
LR-3100	10000	5900	15900	795	600	1000
LR-380	8000	5000	13000	745	600	1000
LR-360	6000	4000	10000	695	600	1000
LR-290	9000	7000	16000	635	600	1000
LR-260	6000	5000	11000	585	600	1000
LR-250	5000	4200	9200	585	600	1000

BELT SPEED: 30 metres/minute (other speeds available on request)
 BELT POWER: 1.5 - 3.0 kw (according to size and duty)
 TELESCOPING SPEED: 0.3 metres/second
 TELESCOPING POWER: 0.37 - 0.75 kw (according to size and duty)
 CONVEYOR CAPACITY: 50kg/m U.D.L. of full extension (40kg/metre for 4 stage)
 BELT TYPE: 2 ply PVC low stretch anti-static
 BELT WIDTH: 600mm (other widths are available on request)
 MAINS VOLTAGE: 415 volt 3 phase (other voltages available on request)
 CONTROL VOLTAGE: 24 volt AC and DC
 ELECTRICAL PROTECTION: IP55

All dimensions and specifications are subject to change without notice. Certified drawings are available upon request.

Other belt widths and supply voltages available on request


LongReach Telescopic Boom Conveyor



POPULAR CONFIGURATIONS


SIDEWAYS TRAVERSE

Multiple doorways can be serviced by one single LongReach by fitting sideways traverse wheels. Both manual push and electric powered options are available.



RAISED BELT TRANSFERS

In applications where the goods are transferred to/from another conveyor it is possible to modify the belt path of the TBC and position the transfer point closer to the front of the conveyor. This option is especially valuable where space is at a premium or the width of the loading dock is restricted.



HYDRAULIC TILT

The addition of this option will improve the ergonomics by making it easier to manually handle freight at the different levels in the workspace. This option may be a necessity if the docking area for the containers and vans has an excessive up and down slope.



HIGH LEVEL MOUNTING

Where there is no dock, the chassis can be incorporated in such a manner to lift the conveyor to the required height. A platform with stairs is fitted to gain access to the workspace (i.e. inside the van, container etc)

OPERATOR PLATFORM

The operator platform provides ergonomic assistance to the operator by maintaining contact with the picking face at all levels.



...PLUS MANY MORE

LongReach Mobile Telescopic Boom Conveyor

LongReach Telescopic Boom Conveyors provide the performance of conventional LongReach for high volume warehouses without loading docks



- Trailer penetration of 10 metres
- 30 metres / minute line speed
- All rolling components have lifetime lubricated sealed bearings

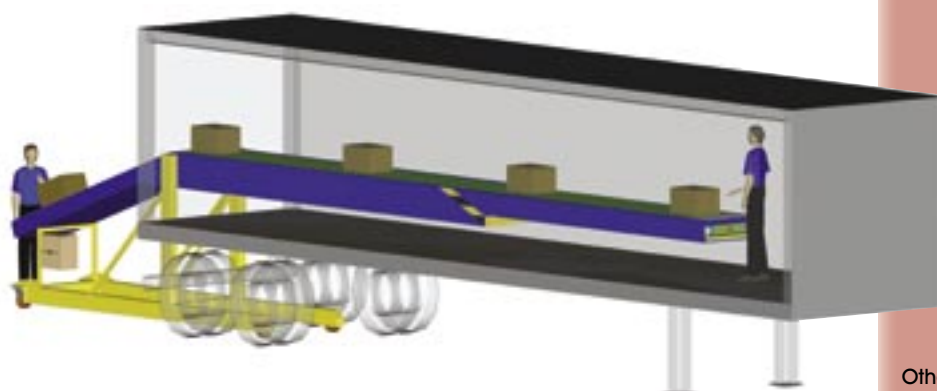
Many busy distribution centres and warehouses don't have loading docks but still require high-volume loading/unloading capability.

LongReach Mobile Telescopic Boom Conveyor provides a similar performance level as conventional LongReach. Typical trailer penetration is 10m nominal and belt speed of 30 metres / minute delivers rapid loading / unloading of cartons, bags, sacks, parcels, drums, etc. 200mm castors allow the conveyor to be moved for access or multi-door applications.

Mobile LongReach comes with halogen lights as standard plus a spring-loaded stop bar for complete operator safety. The equipment can be operated by just one person.

FEATURES

- Delivers telescopic boom conveyor performance without the need for loading docks.
- Typical trailer penetration is 10m nominal
- Will load / unload cartons, sacks, bags, parcels, tyres, drums, rolls - virtually any loose item
- Halogen lights for increased operator safety and comfort



TECHNICAL DATA

BELT SPEED: 30 metres/minute
BELT POWER: 1.5 kw (according to size and duty)

TELESCOPING SPEED: 0.30 metres/second
TELESCOPING POWER: 0.37 kw
CONVEYOR CAPACITY: 30kg/m U.D.L. at full extension

BELT TYPE: 2 ply PVC synthetic carcass with PVC top, low stretch anti-static

BELT WIDTH: 600mm nominal

MAINS VOLTAGE: 415 volt 3 phase

CONTROL VOLTAGE: 24 volt AC and DC

ELECTRICAL PROTECTION: IP55

Other belt widths & supply voltages available on request.

LongReach Dockless Trailer Loader

The unique LongReach Dockless Trailer Loader delivers outstanding **carton-loading** performance and value in small - medium warehouses without loading docks.



- Trailer penetration of 8.5 metres
- 22 metres / minute belt speed
- Easy to manoeuvre on robust 200mm locking castors

LongReach Dockless Trailer Loader is an inclined twin belt conveyor, with manually adjustable extending "tongue" which delivers packages into, or from, the trailer. Powered roller or gravity skatewheel extending tongue options are available.

Simple hydraulic height adjustment on both the infeed boom and main boom provides the load / unload levels required. Large robust swivel castors make the BestReach Economy Loader easy to manoeuvre and re-locate for multi-door applications. The Dockless Loader has a maximum penetration of 8500mm within the trailer, making it suitable for loading / unloading 20 foot and 40 foot trailers.



FEATURES

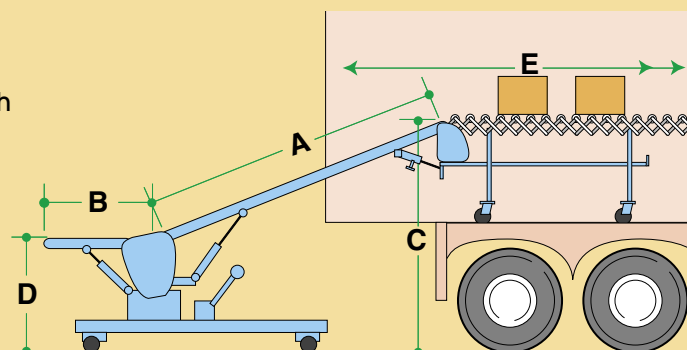
- Simple to operate.
- Available with gravity skatewheel or powered roller tongue.
- Easy to manoeuvre for multi-door applications.
- Suitable for 20 foot and 40 foot trailers.
- Easily connects to Best flexible conveyors for continuous conveying.



DIMENSIONS	A	B	C	D	E
Gravity Skatewheel Extending Tongue	3000mm	1000mm	900-2400mm	600-1150mm	8500mm
Powered Roller Extending Tongue	3000mm	1000mm	900-2400mm	600-1150mm	8500mm

TECHNICAL DATA

Electrics:	Single phase x 240v x 50 Hertz - 0.37kw drive
Belt Material:	Two ply, high grip, rough top finish
Effective Width:	600mm
Surface Speed:	22 metres per minute
Weight:	950kg
Chassis Construction:	Heavy gauge fabricated hollow steel section
Castors:	150/200mm dia/swivel/braked
Forward/Reverse/Stop:	Controls located on both ends of infeed boom
Capacity:	40kgs per metre



OUR MISSION

"To be recognised as the leading provider of systems solutions and equipment for loose loading and unloading in Australasia."



Best Diversified Products Ltd
Henson Way • Telford Way Industrial Estate
Kettering Northants NN16 8PX • U.K.
Tel: + 44(0)1536 414777
Fax: + 44(0)1536 414888
e-mail: info@bestuk.com
www.bestuk.com



LongReach Telescopic Conveyors Pty Ltd
6 Capelli Road • Wingfield
Adelaide • S.A. 5013 • Australia
Tel: +61 8 8349 4777 • Fax: +61 8 8349 5770
e-mail: sales@longreach.au.com
www.longreach.au.com



Best Diversified Products Inc
107 Flint Street • Jonesboro • AR 72401 • USA
Tel: +001 870 935 0970
Fax: +001 870 935 3661
e-mail: salesinfo@bestconveyors.com
www.bestconveyors.com

© Copyright 2003

